

MBOX600

Multimedia Player for Transportation

V1.2.0 NS120100578



User Manual

Change History

Version	Release Date	Description
V1.2.0	2019-06-15	Updated the cover and back cover.
V1.1.9	2019-04-12	None.
V1.1.8	2019-03-15	None.
V1.1.7	2019-03-10	Add descriptions of changing system language.
V1.1.6	2019-03-04	Updated hardware connection diagram and description of the front panel.
V1.1.5	2019-03-01	First release

Contents

Change History	i
1 About This Document	1
2 Hardware Connection	2
3 Software Installation	3
3.1 Preinstalled with Linux	3
3.1.1 Installing Windows	3
3.1.2 Installing Applications	3
3.1.3 Checking Configuration Options	4
3.1.4 Changing System Language	7
3.2 Preinstalled with Windows	7
3.2.1 Activating Windows	7
3.2.2 Installing Applications	7
3.2.3 Checking Configuration Options	8
3.2.4 Changing System Language	8
4 Screen Configuration	9
5 Program Playback	10
5.1 Remote Publishing (VPlayer+VNNOX)	10
5.2 Local Playback (NovaStudio)	10
5.3 Preview Playback (VPlayer+ViPlex Express)	10

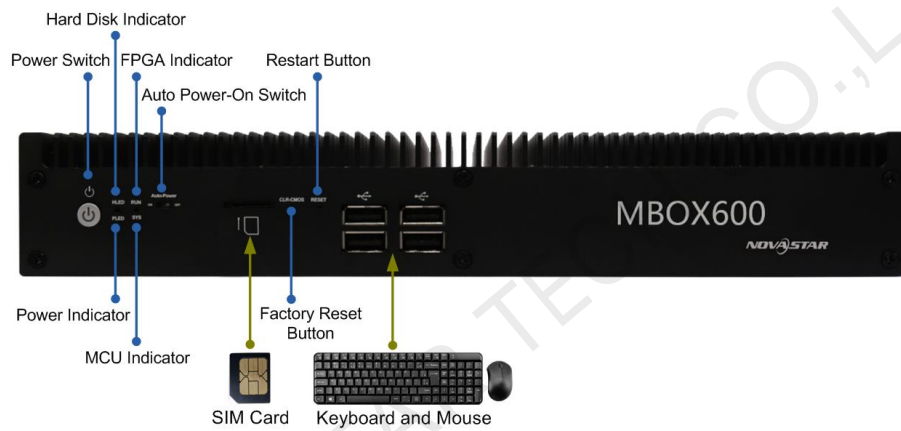
1 About This Document

The MBOX600 is an independent sending device from NovaStar, featuring big loading capacity. It is applicable to the scenarios where no PC is used to control the LED display.

This document introduces the main operations of the MBOX600, including hardware connection, software installation, screen configuration and program playback, to help users get started with the product.

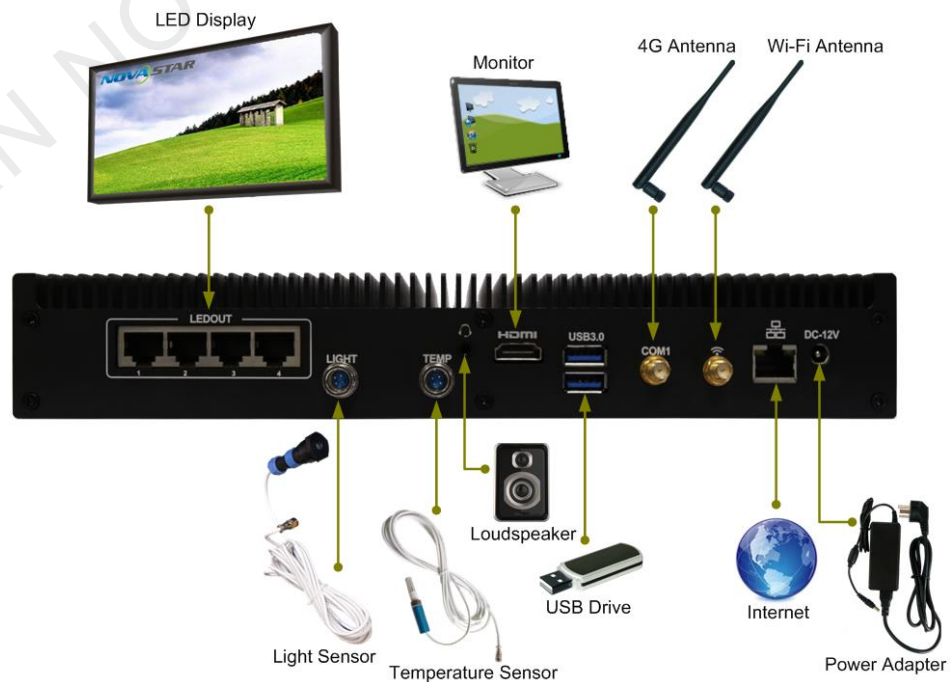
2 Hardware Connection

Front Panel



Note: The 4G module and SIM card are not hot-pluggable. Only the 4G modules from GosuncnWelink are supported.

Rear Panel



3 Software Installation

3.1 Preinstalled with Linux

For the MBOX600 preinstalled with Linux, if necessary, install Windows and required applications according to the description in this section.

3.1.1 Installing Windows

Please buy Windows from official channels and install it.

3.1.2 Installing Applications

Required Software

Table 3-1 Applications

Name	Description	Where to Get
.NET Framework 4.6.x	Software operating environment	www.novastar.tech
VPlayer	Playback software, used to play programs from VNNOX and preview and play programs from ViPlex Express	http://www.en.vnnox.com/#downloadSyn
ViPlex Express	LAN-based screen management software, mainly used for screen management, program editing and publishing	http://www.en.vnnox.com/#downloadT
NovaLCT	Screen configuration software, used to adjust the screen to the optimal display condition	www.novastar.tech
NovaStudio	Playback software, mainly used for multi-screen, multi-program and multi-window	www.novastar.tech

Name	Description	Where to Get
	playback	
GosuncnWelink Drivers	GosuncnWelink 4G module drivers	Please contact technical support engineers.
Nova 4G Redial Service	4G auto-dial service	Please contact technical support engineers.

Installation

Please note that ".NET Framework 4.6.x" must be installed first.

During the installation of "Nova 4G Redial Service", please put the installation package in the root directory of disk C and run the "install.bat" file in the installation package as an administrator. The installation of other software is the same as the installation of common applications.

If "GosuncnWelink Drivers" and "Nova 4G Redial Service" are not installed, the 4G function may not work normally.

3.1.3 Checking Configuration Options

To ensure stable playback of MBOX600, please check the Windows configuration options according to the description in this section.

Configuration Options

The configuration options to be checked are shown in [Table 3-2](#). If a configuration option does not conform to the target status, please change it.

Table 3-2 Configuration options

Configuration Options	Target Status
Windows automatic update	Off
Firewall	Off
Turn off screen	Never
Sleep	Never
Scaling size	100%
Multiple displays	Duplicate these displays

Operation Access


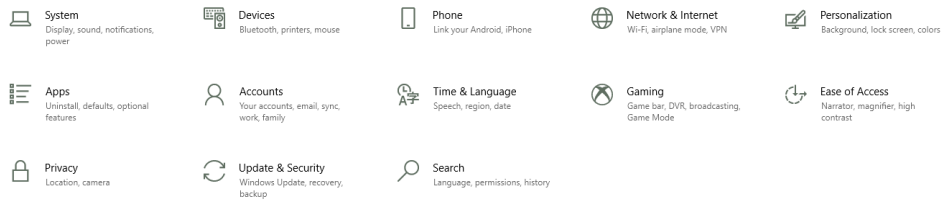
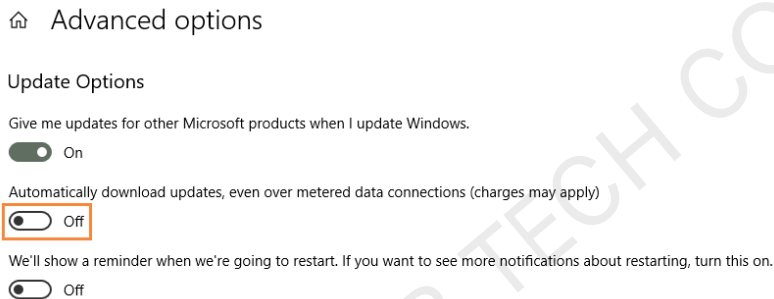
Click  in Windows Start menu to enter the menu page as shown in [Figure 3-1](#).

Figure 3-1 Windows settings



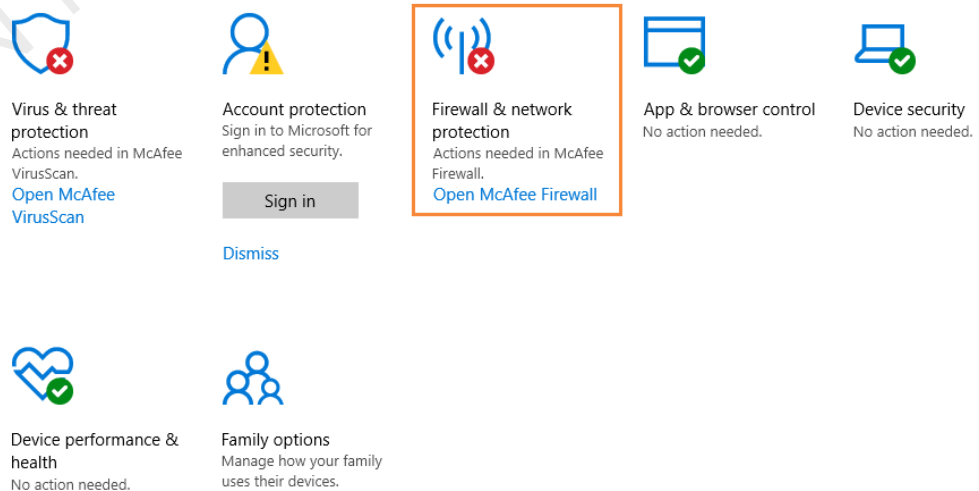
Checking Windows Automatic Update

- Step 1 Choose **Update & Security**.
- Step 2 On the **Windows Update** page, click **Advanced options**.
- Step 3 Check whether Windows automatic update is turned off.



Check the Firewall

- Step 1 Choose **Update & Security**.
- Step 2 Choose **Windows Security**.
- Step 3 Click **Open Windows Defender Security Center**.
- Step 4 Check whether the firewall is turned off.



Checking Screen Off and Sleep

Step 1 Choose **System**.

Step 2 Choose **Power & sleep**.

Step 3 Check whether all the four configuration options are set to **Never**.

Power & sleep

Screen

On battery power, turn off after

When plugged in, turn off after

Sleep

On battery power, PC goes to sleep after

When plugged in, PC goes to sleep after

Checking Scaling Size and Multiple Displays

Step 1 Choose **System**.

Step 2 Check whether the scaling size is 100% and the option of multiple displays is set to **Duplicate these displays**.

Note: When multiple monitors are connected, the configuration option for multiple displays will appear.

Scale and layout

Change the size of text, apps, and other items

Advanced scaling settings

Resolution


Orientation

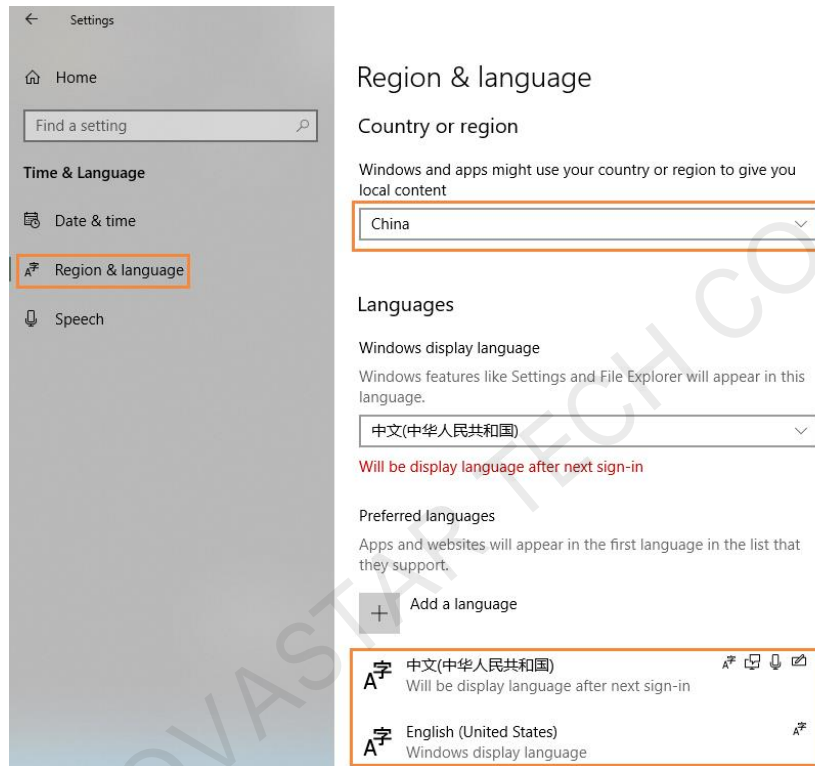
Multiple displays

Multiple displays

3.1.4 Changing System Language

If necessary, users can change the system language.

- Step 1 Click  in Windows Start menu.
- Step 2 Choose **Time & Language**.
- Step 3 Choose **Region & language** and choose a language to set it as the system language.



3.2 Preinstalled with Windows

For MBOX600 preinstalled with Windows 10 IOT Enterprise, please activate Windows and install required applications according to the description in this section.

3.2.1 Activating Windows

View the registration code on the enclosure and activate Windows.

3.2.2 Installing Applications

MBOX600 is preinstalled with Windows and the applications shown in [Table 3-3](#). NovaStudio is not preinstalled. If necessary, users can visit www.novastar.tech to get and install NovaStudio.

Table 3-3 Applications

Name	Description	Where to Get
.NET Framework 4.6.x	Software operating environment	www.novastar.tech
VPlayer	Playback software, used to play programs from VNNOX and preview and play programs from ViPlex Express	http://www.en.vnnox.com/#downloadSyn
ViPlex Express	LAN-based screen management software, mainly used for screen management, program editing and publishing	http://www.en.vnnox.com/#downloadT
NovalCT	Screen configuration software, used to adjust the screen to the optimal display condition	www.novastar.tech
GosuncnWelink Drivers	GosuncnWelink 4G module drivers	Please contact technical support engineers.
Nova 4G Redial Service	4G auto-dial service	Please contact technical support engineers.

3.2.3 Checking Configuration Options

For more information, see [3.1.3 Checking Configuration Options](#).

3.2.4 Changing System Language

For more information, see [3.1.4 Changing System Language](#).

4 Screen Configuration

NovaLCT is used to configure receiving card parameters. You can configure parameters manually or by loading configuration files. For more information, see *NovaLCT LED Configuration Tool Synchronous System User Guide* attached in the software.

XI'AN NOVASTAR TECH CO., LTD.

5 Program Playback

When the MBOX600 is installed with VPlayer and NovaStudio, the following three playback solutions will be supported.

- Remote publishing
VNNOX cloud-based publishing service publishes programs to VPlayer and then VPlayer downloads and plays the programs.
- Local playback
Create and play programs with NovaStudio.
- Preview playback
Use VPlayer to preview programs created in ViPlex Express.

5.1 Remote Publishing (VPlayer+VNNOX)

For more information, click the link below to see the online document *VNNOX Cloud-Based Publishing Service Quick Start Guide*.

<http://docs.vnnox.com:8090/display/EN/3++Quick+Start+Guide>

5.2 Local Playback (NovaStudio)

For more information, see *NovaStudio User Manual* attached in the software.

5.3 Preview Playback (VPlayer+ViPlex Express)

For more information, see the Quick Start Guide chapter of *ViPlex Express LAN-Based Screen Management Software User Manual* attached in ViPlex Express.

Copyright © 2019 Xi'an NovaStar Tech Co., Ltd. All Rights Reserved.

No part of this document may be copied, reproduced, extracted or transmitted in any form or by any means without the prior written consent of Xi'an NovaStar Tech Co., Ltd.

Trademark

NOVA STAR is a trademark of NovaStar Tech Co., Ltd.

Statement

You are welcome to use the product of Xi'an NovaStar Tech Co., Ltd. (hereinafter referred to as NovaStar). This document is intended to help you understand and use the product. For accuracy and reliability, NovaStar may make improvements and/or changes to this document at any time and without notice. If you experience any problems in use or have any suggestions, please contact us via contact info given in document. We will do our best to solve any issues, as well as evaluate and implement any suggestions.

[Official website](http://www.novastar.tech)
www.novastar.tech

[Technical support](mailto:support@novastar.tech)
support@novastar.tech