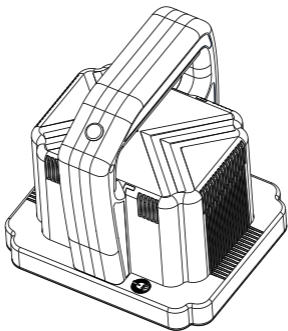


LED真空前维护工具说明书

LED vacuum front maintenance tool instruction





工具参数

Tool parameter

充电器充电电压：100-240V

Charger charging voltage: 100-240V

充电器输出电压：25.2V

Charger output voltage: 25.2V

锂电池能量：42Wh

Lithium battery energy: 42Wh

最大持续充电电流：1.0C5A

Maximum continuous charging current: 1.0C5A

持续放电时长：18MIN(本数据为实验室数据，根据使用

Continuous discharge duration: 18MIN(This data is laboratory data, change according

环境变化，数据会有所波动)

to the use environment, data will fluctuate)

待机功耗：10uA

Standby power consumption: 10uA

工作环境：-20℃~45℃ 15%~85%RH

working environment: -20℃~45℃ 15%~85%RH



工具规格及适用显示屏型号

Tool description and applicable display model

产品净重：0.9kg

Product net weight: 0.9kg

长宽高：148*125*150MM

L*W*H: 148*125*150MM

吸盘尺寸：148x125MM

Suction cup size: 148*125MM

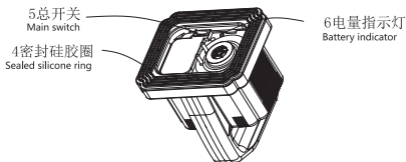
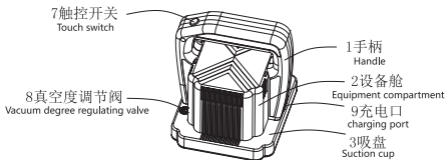
适用于模组尺寸：户内外全系列LED显示屏模组

Applicable module size: all indoor serious led display module



产品示意图

Product schematic



1. 手柄 2. 设备舱 3. 吸盘 4. 密封硅胶圈 5. 总开关
6. 电量指示灯 7. 触控开关 8. 真空度调节阀 9. 充电口
1.Handle 2.Equipment compartment 3.Suction cup 4.Sealed silicone ring
5.Main switch 6.Battery indicator 7.Touch switch
8.Vacuum degree regulating valve 9.charging port



使用操作说明书

Use operating instruction

使用说明：

Use instruction:

打开总开关，手持工具手柄，然后将吸盘对准模组中心位置，轻触触控开关启动，轻轻将模组脱出，另一只手将模组拿稳后，轻触触控开关关闭马达，然后关闭总开关即可。

（注：马达默认低档位，按压1.5秒启动高档位；打开总开关后，电量指示灯绿色为满电状态，黄色为25%-75%，低于25%为红色）

本工具设计有真空度调节功能，根据所要维护的模组的点间距不同，可以通过拨动真空度调节阀，根据阀门设计的泄气孔大小来控制真空度大小，从而不会因为吸力过大，对小间距模组造成不必要的伤害。

注：若长时间不用，请充满电后储存，并且定期充电，保持电池满电状态。

Open the main switch, hand the tool handle, and then put the suction cup at the center of the module, tap the touch switch button, gently pull the module out smoothly, the other hand holds the module steady, touch the touch switch button to turn off the motor, then turn off the main switch.

(remark: the motor is be defaulted as lower gear, press about 1.5 second to start the higher gear; after open the main switch, if the battery indicator is green means that it is full power status, if yellow means power 25-75% status, if red means power below 25% status.)

This tool is designed with vacuum adjustment function, depending on the different point spacing of the maintained modules, can pull the vacuum adjustment valve, control the strength of vacuum according to the size of the vent hole of the valve design, it can avoid damaging the small pitch modules although the suction power is strong.

Remark: if no need use the tool for a long time, please charge before storage, and charging regularly, keep the battery full power state.

充电说明：

Charging instruction:

将充电器插入插座，DC端插入充电座，打开总开关，通过电量指示灯查看充电状态，待充满电后，关闭总开关，拔掉充电器即可；为了便于应急使用，本工具支持边充边放，不过此功能对电池会有寿命影响，建议仅在应急状态下使用。

Plug the charger into the socket, DC end insert into the charging stand, open the main switch, check the charge status through the battery indicator, after being fully charged, turn off the main switch, pull out the charger. For emergency use, this tool supports use while charging, but this function has an impact on battery life, suggest to use only in emergency situations.



产品优势

Product advantage

- 1、体积小，重量轻，方便携带；
1.Small size, light weight, easy to carry
- 2、绝佳人体工学设计，使用更方便；
2.Excellent ergonomic design for easier use
- 3、真空度阀门设计，适用更多型号；
3.Vacuum valve design for more models
- 4、独特风道设计，散热更好，延长马达寿命；
4.Unique air duct design for better heat dissipation and longer motor life
- 5、独特限位设计，防止PCB翘曲掉灯；
5.Unique limit design prevents PCB warp and light falling off
- 6、独特防静电设计，保护模组安全；
6.Unique anti-static design to protect module security
- 7、人性化背包设计，高空作业更安全；
7.User-friendly backpack design, safer work at height
- 8、支持边充边放，解决临时亏电痛点；
8.Support for using while charging, solve temporarily out of power
- 9、适用于全系模组，通用度更高。
9.Suitable for all series of modules, more universal



保修政策

Warranty Policy

正常使用，整机质保一年

Normal use, the whole machine is guaranteed for one year

- 1、未使用标配充电器、吸入杂物、淋雨泡水、高空跌摔、私自拆解工具等人为损坏不在保修范围内。
- 2、因充电电压不稳定造成的工具烧毁，不在保修范围内。
- 3、因充电环境变化和使用频率的不同，电池寿命会存在合理损耗，正常的电池寿命损耗不在保修范围内。
- 4、吸盘内有产品二维码身份标签及防撕镭射标签，两个标签一旦损坏，产品将不再保修。
1.No warranty of man-made damage like not using the standard charger, inhalation of debris, raining, fall from height, private dis-assembly tool and so on.
2.No warranty of tool burned due to unstable charging voltage.
3.Because of change charging environment and different frequency of use, battery life will reasonable damage, normal battery life damage is not covered by the warranty.
4.The tool has the labels of product QR code identity and anti-tear laser, once the two labels are damaged, the tool will not be warranted.



装箱配置表

Package Description

| 装箱配置明细 Package detail | 数量 Quantity | 规格 Description | 检验 inspection |
|---------------------------|----------------|---|------------------|
| 工具主机 Tool main engine | 1台 One set | 350W双档位 350W double gears | |
| 充电器 Charger | 1P One pcs | 输入100-240V 输出25.2V-1.0A Input100-240V,output25.2V-1.0A | |
| 背包 backpack | 1P One pcs | 黑色加肩带 Black shoulder strap | |
| 说明书 Instruction manual | 1P One pcs | / | |



保修卡

Warranty Card

| | | | |
|---------------------------------|---|-----------------------|--|
| 产品名称 Product name | LED真空前维护工具 LED vacuum front maintenance tool | 产品型号 Product model | |
| 售后电话 After sales tell | | | |
| 售后地址 After sales address | | | |
| 销售服务商 Sales service provider | | | |
| 客户名称 Customer name | | 销售日期 Sales date | |
| 维修记录 Maintenance records | | | |
| | | | |
| | | | |