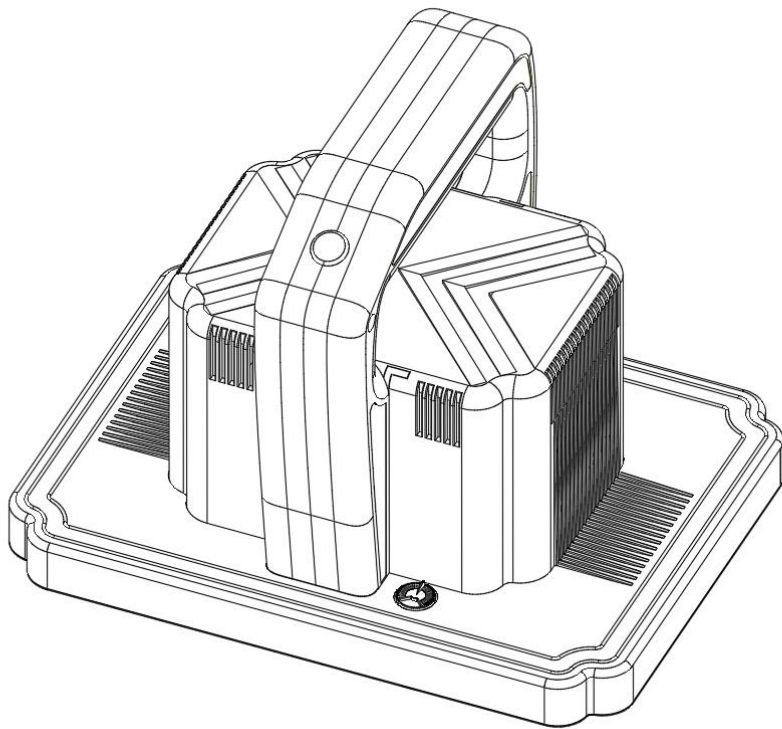


# LED 真空前维护工具说明书

LED vacuum front maintenance tool instruction



## 产品优势

### Product advantage

1、体积小，重量轻，方便携带；

Small size, light weight, easy to carry

2、绝佳人体工学设计，使用更方便；

Excellent ergonomic design for easier use

3、真空度阀门设计，适用于更多型号；

Vacuum valve design for more models

4、独特风道设计，散热更好，延长马达寿命；

Unique air duct design for better heat dissipation and longer motor life

5、独特限位设计，防止 PCB 翘曲掉灯；

Unique limit design prevents PCB warp and light falling off

6、独特防静电设计，保护模组安全；

Unique anti-static design to protect module security

7、人性化背包设计，高空作业更安全；

User-friendly of backpack design, safer work at height

8、支持边充边放，解决临时亏点痛点；

Support for using while charging, solve temporarily out of power

9、适用于多系列模组，通用度更高

Suitable for all series of modules, more universal

## 工具参数

### Tool parameter

充电器充电电压: 100-240V

Charger charging voltage: 100-240V

充电器输出电压: 25.2V

Charger output voltage: 25.2V

锂电池能量: 42Wh

Lithium battery energy: 42Wh

最大持续充电电流: 25.2V 1A

Maximum continuous charging current: 25.2V 1A

持续放电时长: 18MIN (本数据为实验室数据, 根据使用环境变化会有所波动)

Continuous discharge duration: 18MIN(This data is laboratory data, change according to the use environment, data will fluctuate)

待机功耗: 10uA

Standby power consumption: 10uA

工作环境: -20-45°C 15%-85%RH

Working environment: -20-45°C 15%-85%RH

## **工具规格及适用显示屏型号**

### **Tool description and applicable display model**

产品净重: 0.9KG

Product net weight: 0.9kg

长宽高: 200\*150\*150MM

L\*W\*H: 200\*150\*150MM

吸盘尺寸: 200x150MM

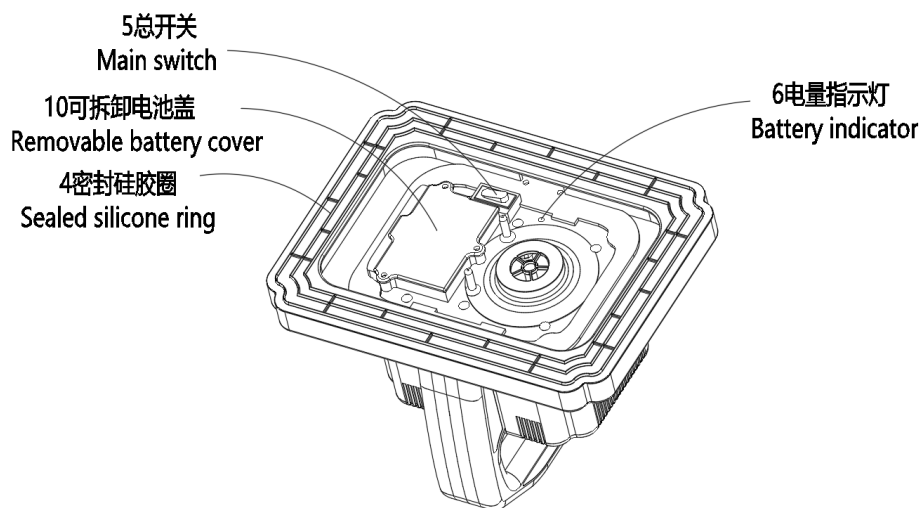
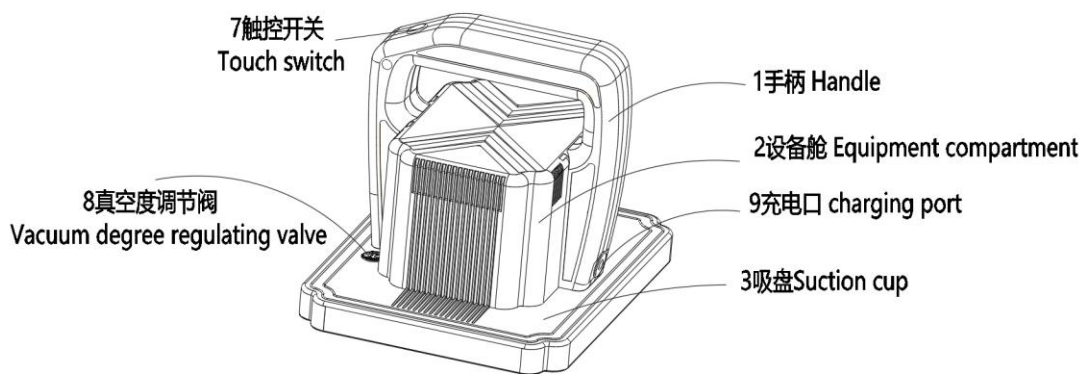
Suction cup size: 200\*150MM

适用于模组尺寸: 户内外全系列 LED 显示屏模组

Applicable module size: all indoor serious led display module

## 产品示意图

## Product schematic



1 手柄 Handle

2 设备舱 Equipment compartment

3 吸盘 Suction cup

4 密封硅胶圈 Sealed silicone ring

5 总开关 Main switch

6 电量指示灯 Battery indicator

7 触控开关 Touch switch

8 真空度调节阀 Vacuum degree regulating valve

9 充电口 charging port

10 可拆卸电池盖 Removable battery cover

## 使用操作说明书

### Use operating instruction

打开总开关,手持工具手柄,然后将吸盘对准模组中心位置,轻触触控开关启动,轻轻将模组脱出,另一只手将模组拿稳后,轻触触控开关关闭马达,然后关闭总开关即可。**(注: 马达默认低档位, 按压 1.5 秒启动高档位; 打开总开关后, 电量指示灯绿色为满电状态, 黄色为 25%-75%, 低于 25%为红色)**

本工具设计有真空度调节功能, 根据所要维护的模组的点间距不同, 可以通过拨动真空度调节阀, 根据阀门设计的泄气孔大小来控制真空度大小, 从而不会因为吸力过大, 对小间距模组造成不必要的伤害。

**注: 若长时间不用, 请充满电后储存, 并且定期充电, 保持电池满电状态。**

Open the main switch, hand the tool handle, and then put the suction cup at the center of the module, tap the touch switch button, gently pull the module out smoothly, the other hand holds the module steady, touch the touch switch button to turn off the motor, then turn off the main switch. **(remark: the motor is be defaulted as lower gear, press about 1.5 second to start the higher gear; after open the main switch, if the battery indicator is green means that it is full power status, if yellow means power 25-75% status, if red means power below 25% status.)**

This tool is designed with vacuum adjustment function, depending on the different point spacing of the maintained modules, can pull the vacuum adjustment valve, control the strength of vacuum according to the size of the vent hole of the valve design, it can avoid damaging the

small pitch modules although the suction power is strong.

**Remark: if no need use the tool for a long time, please charge before storage, and charging regularly, keep the battery full power state.**

### **充电说明:**

#### **Charging instruction:**

将充电器插入插座，DC 端插入充电座，打开总开关，通过电量指示灯查看充电状态，待充满电后，关闭总开关，拔掉充电器即可；为了便于应急使用，本工具支持边充边放，不过此功能对电池会有寿命影响，建议仅在应急状态下使用。

Plug the charger into the socket, DC end insert into the charging stand, open the main switch, check the charge status through the battery indicator, after being fully charged, turn off the main switch, pull out the charger. For emergency use, this tool supports use while charging, but this function has an impact on battery life, suggest to use only in emergency situations.

## 保修政策

### Warranty Policy

正常使用，整机质保一年。

1、未使用标配充电器、吸入杂物、淋雨泡水、高空跌摔、私自拆解工具等人为损坏不在保修范围内。

2、因充电电压不稳定造成的工具烧毁，不在保修范围内。

3、因充电环境变化和使用频率的不同，电池寿命会存在合理损耗，正常的电池寿命损耗不在保修范围内。

4、吸盘内有产品二维码身份标签及防撕镭射标签，两个标签一旦损坏，产品将不再保修。

Normal use, the whole machine is guaranteed for one year

1. No warranty of man-made damage like not using the standard charger, inhalation of debris, raining, fall from height, private dis-assembly tool and so on.

2. No warranty of tool burned due to unstable charging voltage.

3. Because of change charging environment and different frequency of use, battery life will reasonable damage , normal battery life damage is not covered by the warranty.

4. The tool has the labels of product QR code identity and anti-tear laser, once the two labels are damaged, the tool will not be warranted.



## 装箱配置表

### Package description

装箱配置明细 Package detail	数量 Quantity	规格 Description	检验 Inspect
工具主机 Tool main engine	1 台 One set	350W 双档位 350W double gears	
充电器 Charger	1P One pcs	输入 100-240V 输出 25.2V-1.0A Input100-240V, output25.2V-1.0A	
背包 backpack	1P One pcs	黑色加肩带 Black shoulder strap	
说明书 Instruction manual	1P One pcs	/	

## 保修卡

### Warranty Card

产品名称 Product name	LED 真空前维护工具 LED vacuum front maintenance tool	产品型号 Product model	
售后电话 After sales tell			
售后地址 After sales address			
销售服务商 Sales service provider			
客户名称 Customer name		销售日期 Sales date	
维修记录 Maintenance records			

## 包装方式

### Packing way

出货方式 Shipping way	包装方式 Packing way	单件数量 Pcs/Ctn	纸箱尺寸 Carton size	单箱毛重 G. W/Ctn
单台出货 single set shipping	纸箱+珍珠棉 Carton+pearl cotton	1x1P 1*1pcs	27*21.5*21CM (长宽高) 27*21.5*21CM (L. W. H)	1.55KG
整箱出货 Full carton shipping	纸箱+珍珠棉 Carton+pearl cotton	1x8P 1*8pcs	55.5*44.5*45CM (长宽高) 55.5*44.5*45CM (L. W. H)	13.8KG