

Specifications

Receiving Card MRV330

Product images provided in this file are for reference only, and the actual products shall prevail.

Rev2.2.0 NS110100210

Overview

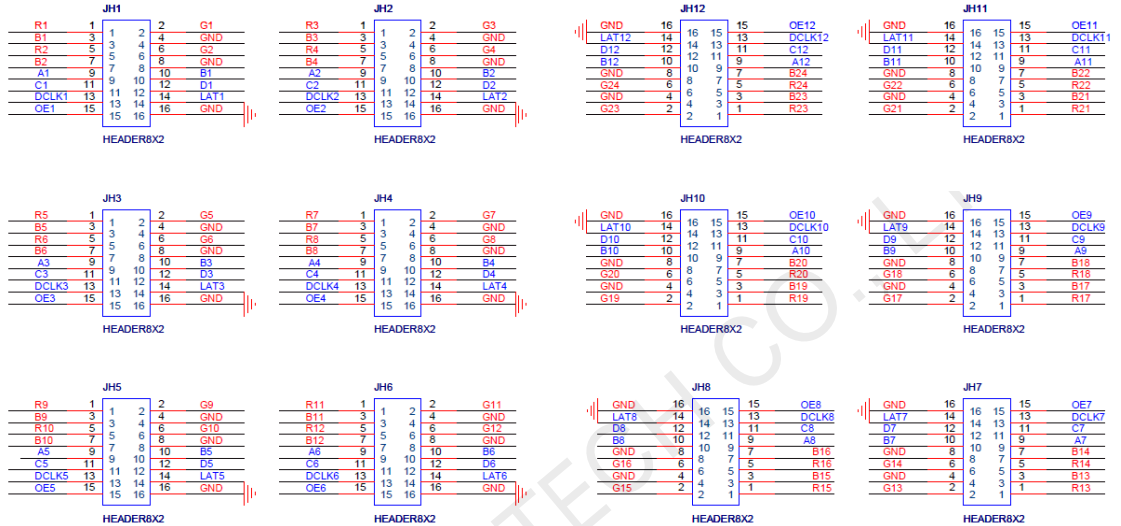
MRV330 is the 24-group data receiving Card of Nova M3 series which is without HUB.

Features

- 1) Integrated 12 standard HUB75 connectors and without the HUB structure ;
- 2) Single card outputs 24-group of RGB data;
- 3) Single card supports resolution of 256x226;
- 4) Configuration file readback;
- 5) Temperature monitoring;
- 6) Ethernet cable communication status detection;
- 7) Power supply voltage detection;
- 8) Pixel-by-pixel brightness and chromaticity calibration. Brightness and chromaticity calibration coefficients for each LED;
- 9) Pre-store picture setting;
- 10) Comply with EU RoHs standard;
- 11) Comply with EU CE-EMC standard.

Output Interface Definition

This receiving card has 12 16-Pin standards HUB75 outputs, and the definition is as follows:

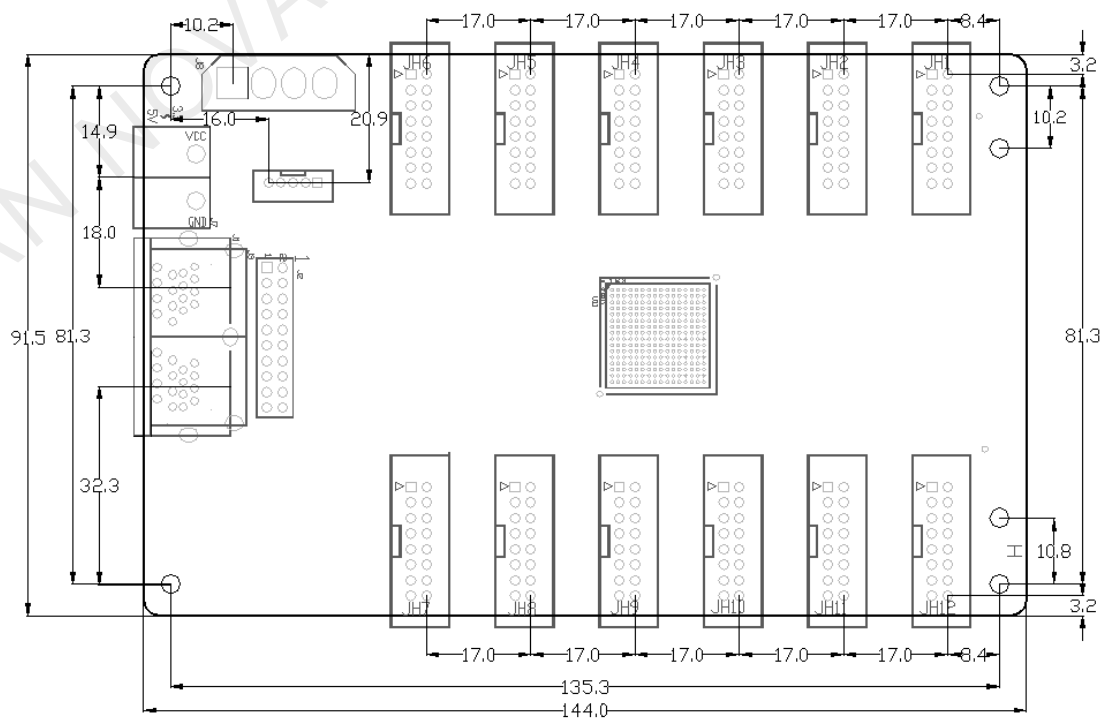


JH1			JH2			JH3					
1	R1	G1	2	1	R3	G3	2	1	R5	G5	2
3	B1	GND	4	3	B3	GND	4	3	B5	GND	4
5	R2	G2	6	5	R4	G4	6	5	R6	G6	6
7	B2	GND	8	7	B4	GND	8	7	B6	GND	8
9	A1	B1	10	9	A2	B2	10	9	A3	B3	10
11	C1	D1	12	11	C2	D2	12	11	C3	D3	12
13	CLK1	LAT1	14	13	CLK2	LAT2	14	13	CLK3	LAT3	14
15	OE1	GND	16	15	OE2	GND	16	15	OE3	GND	16
JH4			JH5			JH6					
1	R7	G7	2	1	R9	G9	2	1	R11	G11	2
3	B7	GND	4	3	B9	GND	4	3	B11	GND	4
5	R8	G8	6	5	R10	G10	6	5	R12	G12	6
7	B8	GND	8	7	B10	GND	8	7	B12	GND	8
9	A4	B4	10	9	A5	B5	10	9	A6	B6	10
11	C4	D4	12	11	C5	D5	12	11	C6	D6	12
13	CLK4	LAT4	14	13	CLK5	LAT5	14	13	CLK6	LAT6	14
15	OE4	GND	16	15	OE5	GND	16	15	OE6	GND	16
JH7			JH8			JH9					
1	R13	G13	2	1	R15	G15	2	1	R17	G17	2
3	B13	GND	4	3	B15	GND	4	3	B17	GND	4
5	R14	G14	6	5	R16	G16	6	5	R18	G18	6

7	B14	GND	8	7	B16	GND	8	7	B18	GND	8
9	A7	B7	10	9	A8	B8	10	9	A9	B9	10
11	C7	D7	12	11	C8	D8	12	11	C9	D9	12
13	CLK7	LAT7	14	13	CLK8	LAT8	14	13	CLK9	LAT9	14
15	OE7	GND	16	15	OE8	GND	16	15	OE9	GND	16
JH10			JH11					JH12			
1	R19	G19	2	1	R21	G21	2	1	R23	G23	2
3	B19	GND	4	3	B21	GND	4	3	B23	GND	4
5	R20	G20	6	5	R22	G22	6	5	R24	G24	6
7	B20	GND	8	7	B22	GND	8	7	B24	GND	8
9	A10	B10	10	9	A11	B11	10	9	A12	B12	10
11	C6	D6	12	11	C11	D11	12	11	C12	D12	12
13	CLK10	LAT10	14	13	CLK11	LAT11	14	13	CLK12	LAT12	14
15	OE10	GND	16	15	OE11	GND	16	15	OE12	GND	16


Dimensions

Board thickness is not greater than 1.6mm, and the total thickness (board thickness + thickness of both front panel and back panel) is not greater than 18.5mm.



Unit: mm.

Appearance



Note: Product images provided in this file are for reference only, and the actual products shall prevail.

J9 definition (Indicator Light Socket)

1	2	3	4	5
STA_LED	LED +/3.3V	PWR_LED -	KEY +	KEY -/GND

Specifications

	MIN	TYP	MAX	UNIT
Rated voltage	3.3	5.0	5.5	V
Rated current	0.33	0.50	0.55	A
Temperature of working environment	-20.0~70.0			°C
Humidity of working environment	10.0~90.0			%

Specific Model List

To meet the needs of different customers, Nova has provided more specific models of the products, including standard products in stock.

Other models need to be customized.

Model	Specification
MRV330 - 1	Standard model, male connector on top
MRV330 - 2	Male connector on bottom
MRV330 - 3	Female connector on top
MRV330 - 4	Female connector on bottom

Appendix

Serial data decoding circuit :

