

# Product Specification

2-in-1 LED Controller  
**HD-VP1240A**

V1.1

## 1. System overview

HD-VP1240A is a two-in-one video processor for LED display, which integrates 12 Gigabit Ethernet port outputs and supports four-screen display. It has 7 channels of synchronous signal input, supports up to 4K video signal input (some interfaces), and can switch between multiple synchronous signals at will. It can be used in hotels, shopping malls, conference rooms, exhibitions, studios and other occasions that require synchronous playback. At the same time, VP1240A is equipped with Wi-Fi function as standard, and supports mobile APP wireless control.

## 2. Connection diagram



## 3. Product Features

### Input:

- Support 1 channel of DP/1 channel of Type-C (both cannot be used at the same time), 1 channel of HDMI 2.0, 2 channels of HDMI 1.4, 2 channels of DVI signal input, multiple video signals can be switched arbitrarily.
- Support 1 TRS 3.5mm standard two-channel audio input and HDMI/DP audio input.

### Output:

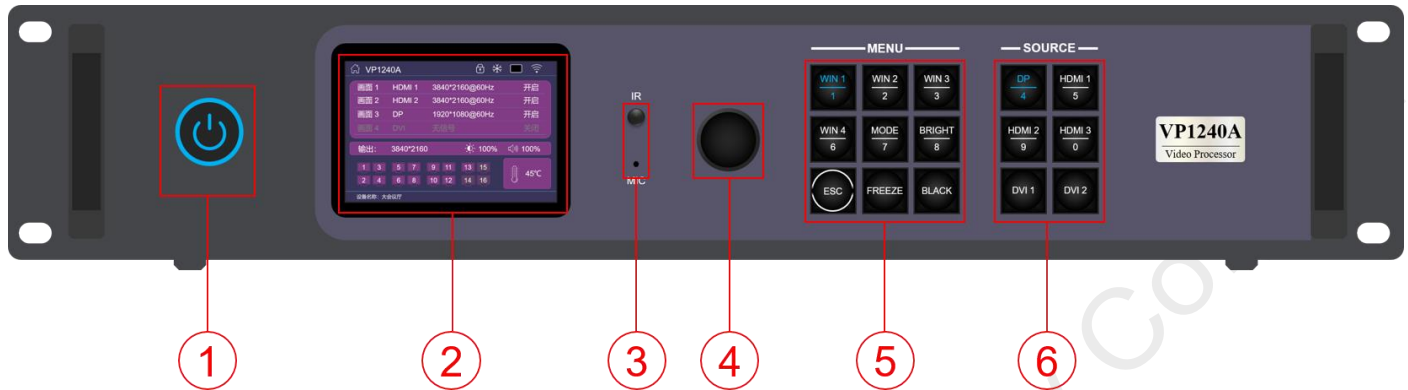
- Standard configuration of 12 Gigabit Ethernet ports, directly cascaded to the receiving card.
- The maximum control is 7.8 million pixels, the maximum horizontal support is 16000 pixels, and the maximum vertical support is 4000 pixels.
- 1 TRS 3.5mm standard two-channel audio output.

### Function:

- Support 4K@60Hz synchronous signal input, point-to-point display.
- Support four-screen display, support any layout of the screen.
- Support 8 scene presets and calls.
- Standard Wi-Fi, support mobile phone APP wireless control.
- Support brightness adjustment and key lock function.

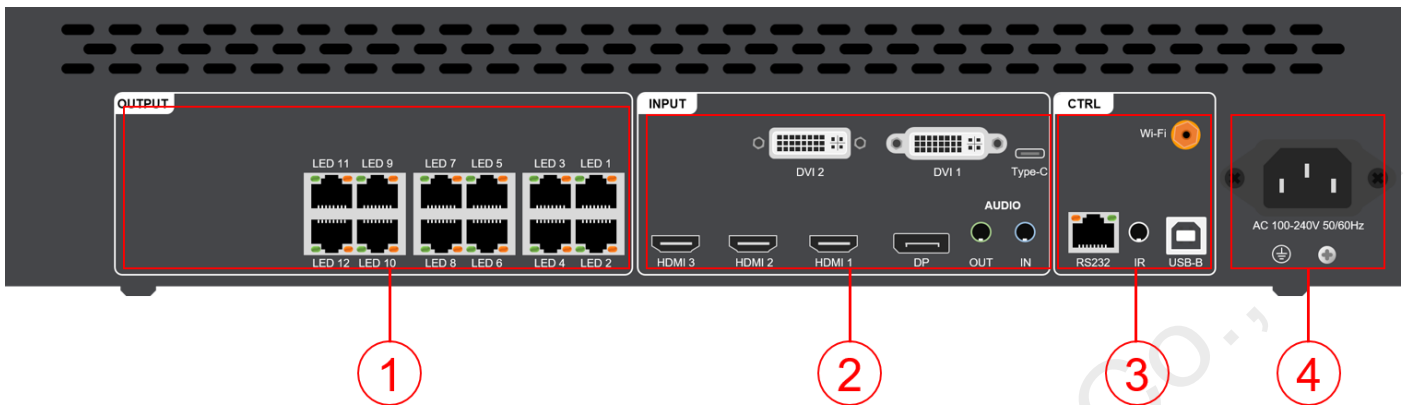
## 4. Appearance Description

### Front panel:



Key Description		
No.	Item	illustrate
1	switch	Control AC Power Input
2	LCD display	Debug display menu, screen parameters and other information
3	IR&MIC	IR: infrared remote control receiver MIC: Reserved interface
4	Multi-function button	Select menus, adjust screen parameters, and confirm operations
5	MENU	WIN1~WIN4: Select the opened screen window MODE: Quickly call out the preset mode call menu BRIGHT: Enter the image effect setting interface ESC: exit/return key FREEZE: One-click screen freeze BLACK: One key black screen button Function key, key multiplexing function is digital selection, generally used when setting the resolution
6	SOURCE	Input signal selection area

## Rear panel



Input interface			
No.	Interface name	quantity	illustrate
2	Type-C	1	type-C input interface Interface form: Type-C Signal standard: DP1.2 backward compatible Resolution: VESA standard, $\leq 3840 \times 2160 @ 60\text{Hz}$ support audio input Note: Type-C and DP share a button, and the default is DP mode. If you want to turn on Type-C, you need to go to [Advanced Settings] to turn it on. For specific operations, please refer to the operation manual
	DP	1	DP input interface Interface form: DP Signal standard: DP1.2 backward compatible Resolution: VESA standard, $\leq 3840 \times 2160 @ 60\text{Hz}$
	HDMI		HDMI2.0 input interface $\times 1$ (HDMI 1) Interface form: HDMI-A Signal standard: HDMI 2.0 backward compatible Resolution: VESA standard, $\leq 3840 \times 2160 @ 60\text{Hz}$ Support audio input HDMI1.4 input interface $\times 2$ (HDMI 2, HDMI 3) Interface form: HDMI-A Signal standard: HDMI 1.4 backward compatible

			Resolution: VESA standard, ≤3840 x 2160 @ 30Hz Support audio input Note: Choose one of HDMI3 and projection function
	DVI	2	DVI input interface Interface form: DVI-I socket Signal standard: DVI1.0, HDMI1.3 backward compatible Resolution: VESA standard, PC to 1920x1080, HD to 1080p
2	AUDIO IN	1	TRS 3.5mm two-channel audio input interface
4	Power	1	AC 100 ~ 240V, 50/60Hz

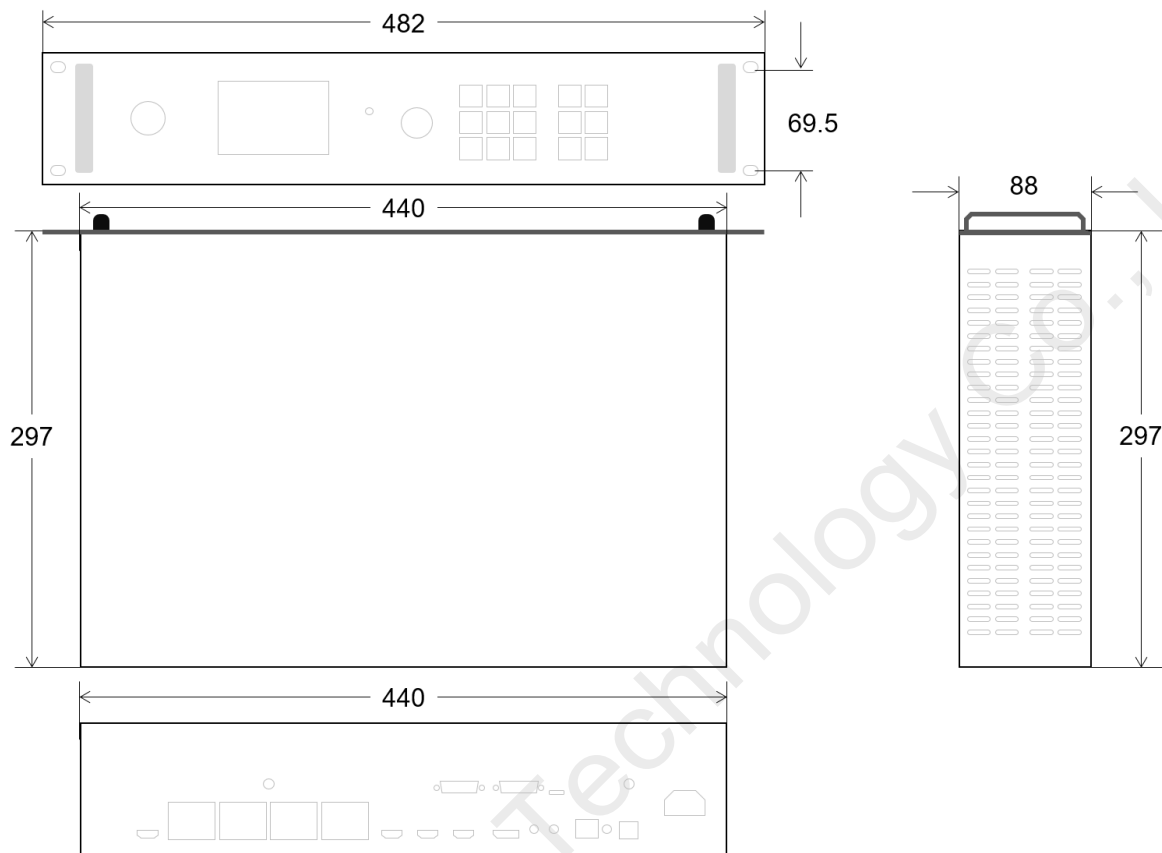
### Output Interface

No.	Interface name	Quantity	Illustrate
1	Gigabit Ethernet port	12	Used for cascading receiving cards to transmit RGB data stream The control range of each network port is 650,000 pixels.
2	AUDIO OUT	1	TRS 3.5mm two-channel audio output interface Connect to an audio amplifier for high-power audio output

### Control interface

No.	Interface name	Quantity	Illustrate
3	USB-B	1	Connect to a computer for debugging the device
	RS232	1	Connect central control equipment for centralized control
	Wi-Fi	1	Connect Wi-Fi Antenna
	IR	1	Used to connect an external infrared remote control extension cable

## 5. Product size



## 6. Basic parameters

parameter item	parameter value
Working voltage (V)	AC 100-240V 50/60Hz
Power (W)	50W
Working temperature (°C)	-10°C~60°C
Working humidity (RH)	20%RH~90%RH
Storage Humidity (RH)	10%RH~95%RH

### Illustrate:

1. Welcome to choose Huidu Technology products. The product pictures in the specifications are renderings, which are somewhat different from the actual appearance. There are differences in the functions of the standard version and the high-end version. Please pay attention to distinguishing them. If you have any questions, please contact technical support or salesperson for confirmation.