



*Shenzhen Mooncell Electronics Co., Ltd*

## ***FPGA Receiving Card***

## ***A716 Product Specifications***



# Content

1 Product Overview .....	1
Product Introduction .....	1
Application Scenarios.....	
2Function Introduction .....	2
3Product Parameters .....	5
Basic Parameters .....	5
Hardware Introduction .....	5
Output Port Definition .....	6
Indicator Illustration .....	8
Dimensions .....	8
4Product Specifications .....	9
Specifications .....	9
Precautions .....	9



# *Updates History*

---

<i>File Version</i>	<i>Released Date</i>	<i>Updates Records</i>
<i>V3.0</i>	<i>31/03/2020</i>	<i>First Edition</i>
<i>V3.2</i>	<i>28/01/2021</i>	<i>Parameters Edited</i>



# *1 Product Overview*

---

## *Product Introduction*

*A716 is a standard receiving card that is fully researched and developed by Mooncell; it adopted 16x HUB75E interfaces; it can supports the maximum 32 groups of the parallel connection data;the maximum loading capacity could reach up to 256\*512 pixels; with strong processing ability, supper reliability and high competitve price.*

## *Application Scenarios*

*It could be widely used for high-end LED display area that requires high standards; and has significant advantages in application scenarios such as led rental display, TV Broadcast, LED display for respectable Event,High-end project,etc.*

## 2 Function Introduction

### Displaying Effect

<p><i>It supports pixel level brightness and Chroma Calibration</i></p>	<p><i>Using it with the Mooncell Calibration Software to calibrate each one of the pixels on its brightness and Chroma. It can effectively eliminate the Chromatic aberration so as to enhance its consistency of the brightness and Chroma to a high level and result in a better displayed effects.</i></p>
<p><i>Multiple Solutions of the Displayed Effects are Supported</i></p>	<p><i>Using it with Monncell AutoLED Software, the Refresh and Grey Scale performances are able to take the precedence over other settings.</i></p>
<p><i>The Images on the led screen can be rotated 90 degree in a factor of multiple times</i></p>	<p><i>Using it with Mooncell AutoLED Software.</i></p>
<p><i>The images can be zoomed in or out</i></p>	<p><i>Using it with Mooncell AutoLED</i></p>

### Enhanced Operability:

<p><i>The Receiving Card is Supported to detect its own Sequence number</i></p>	<p><i>Using the Network Port testing function on Mooncell AutoLED Software, the receiving card serial number and the Network Port Information will be displayed on the target cabinet. Users will be able to get to know the locations of the receiving cards as well as its Connection diagram.</i></p>
<p><i>Data Port User-Defined is supported</i></p>	<p><i>Using it with the Mooncell AutoLED Software, you can detect and edit the output data of the receiving cards.</i></p>
<p><i>To build up a complicated cabinet is supported</i></p>	<p><i>On AutoLED Software, there is an ‘Advanced Setting’ , from here you can quickly arrange or structure the</i></p>

	<i>modules at your option.</i>
<i>To structure a complicated Led Screen is supported</i>	<i>On AutoLED Software, there is a “Complicated Led Screen Connection”, from here you can quickly arrange or structure the cabinet modules on your option.</i>

**Hardware Stability**

<i>Ethernet Cable Backup(Hot Backup)</i>	<i>The main cable will be having the loop connection. If there’s one cable breaks then still there will have another one to make sure the led display work properly.</i>
	<i>Dual receiving cards backup is supported( Dual Circuit backup design) Customized :when the main working receiving card fails, the other one (backup) will take its job to keep the led display working properly.</i>

**Smart Software and Hardware Stability**

<i>The receiving card can read the configuration data back from where it has been stored</i>	<i>You will be able to do this on Mooncell AutoLED Software.</i>
<i>It supports to detect the error rates of the network cable</i>	<i>On the Mooncell AutoLED Software, you can detect the network cable connectivity in real time to tell the condition of the network cables, so that you can get rid of any errors immediately.</i>
<i>Communication Monitoring Function</i>	<i>On Mooncell AutoLED Software, you can monitor the Working Status of the receiving cards in real time.</i>

<i>Dual Power Supplies Backup is supported</i>	<i>2 Power Supplies can be connected simultaneously and the working status can be detected. Whenever there's a power supply failure, it can be detected, the system then will automatically decrease the brightness of the led screen so that it can still keep working properly</i>
<i>It supports to detect the voltage(customized)</i>	<i>It will detects the voltage status of the receiving cards.</i>
<i>It supports to detect the temperature(customized)</i>	<i>The operating temperature of the receiving cards could be detected.</i>
<i>It supports to detect the power status(customized)</i>	<i>The power status of the power supplies could be detected.</i>




## 3 Product Parameters

### Basic Parameters

RGB Parallel	The Maximum Loading Capacity(Pixels)	Loading Capacity After lightness Calibrating (Pixels)	Loading Capacity after Color Calibrating(Pixels)
32 Groups	256*512	256*512	160*512

Single Network Pot Cascading Quantity	Scanning Lines Supported		
≤1000PCS	1-64 Scan		


### Hardware Introduction





## Output Port Definition

Port Definition of the 32 Groups of parallel connection data



### JP1-JP16 PIN Definition :

PIN#	1	3	5	7	9	11	13	15
Definition	R0	B0	R1	B1	A	C	CLK	OE

PIN#	2	4	6	8	10	12	14	16
Definition	G0	GND	G1	E	B	D	LAT	GND

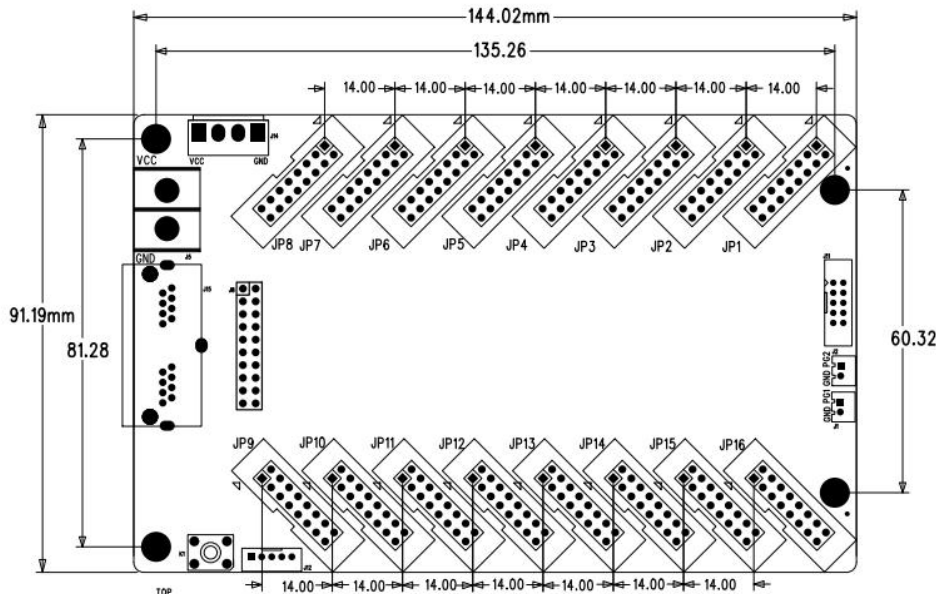
*J12 Definition:*

PIN#	1	2	3	4	5
Definition	GND\KEY-	KEY+	LEDR-	3V3\LED+	LEDG-

### Indicator Illustration

Indicator	Position	Status	Illustration
Status Indicator (Green)	U6	Flickering Slowly at a constant	The receiving card is working properly, The Ethernet Cable Connection is fine, No DVI Signal Input
		Flickering Fast at a constant	The receiving card is working properly, The Ethernet Cable Connection is fine, with DVI Signal Input
		It goes out	No Gigabit Ethernet Signal
		Fast Flickering 3 Times	The receiving card is working properly, The Ethernet Cable Loop Connection is fine, DVI Signal Input
Status Indicator	U5	Long Lasting On	Power is On

### Dimensions



# 4 Product Specifications

---

## Specifications

<i>Electric Parameters</i>	<i>Input Voltage</i>	<i>DC3.5-5.5V</i>
	<i>Rated Current</i>	<i>0.6A</i>
	<i>Rated Power</i>	<i>3W</i>
<i>Operating Environment</i>	<i>Operating Temperature</i>	<i>-20°C - 70°C</i>
	<i>Operating Humidity</i>	<i>10%RH-90%RH</i>
<i>Storage Environment</i>	<i>Temperature</i>	<i>-25°C ~125°C</i>
<i>Dimensions</i>	<i>144.02mmX91.19mm</i>	
<i>Net Weight</i>	<i>106.7g</i>	
<i>Certifications</i>	<i>It conforms to RoHS and CE-EMC standards.</i>	

## Precautions

1. *The testing (debugging) and installation should be done by the qualified professionals*
2. *Anti-Static, Water-Proof and Dust-Proof Required*